St Mary's School
Middle School
2022-2023 Supply List

Religion
1 Notebook & 1 Folder

Language Arts
1 Binder w/Pockets
2 Composition Notebooks
1 Folder

Social Studies
1 Notebook & 1 Folder

Math
1 Notebook
3-Ring Binder (1 inch w/pockets)
1 Ruler
1 Inexpensive Calculator (Can be used for Science)
1 Folder

Science
1 Composition notebook and one 1 1/2 binder with pockets

Italian
1 Notebook & 1 Folder
3-Ring Binder
Pocket Dictionary for Italian

Art
1 Folder
2 Large Glue Sticks
Colored Pencils (can be used for Science)
Crayons
Markers

Music
1 Notebook & 1 Folder

PE/Health
2 Notebooks & 2 Folders

Renewable Supplies

Blue/Black/Red Pencils
Erasers
10 Large Glue Sticks
Markers
Pencil Case with Zipper
2 Flash Drives
2 Boxes of Family Size Tissues
2 Containers Disinfecting Wipes
Crayons and Markers
Google Chrome Carry Case
Backpack

12 # 2 Pencils
Highlighters (3 colors)
Scissors
Colored Pencils/Colored Pens
Communication Folder
Index Cards & Small Storage Box
2 Large Rolls of Paper Towel
2 8 oz. Bottles of Hand Sanitizer

Headphones -students will need to bring in a pair of headphones from home

Grade 8 students – 3 Mini Composition Books (3 ½ x 4 ½)

All School Supplies Should Be Brought to School on the 1st Day.

$5.00 for Student Planner
*****$60.00 for Chrome Book Insurance will be due in January*****

St. Mary's School

Grade 5 Summer Reading List and Assignments 2022

Incoming fifth grade students are asked to choose **two books** from the list below. Each book must be from a different genre. Students are to complete one assignment for each of the two books. There are three options to choose from below. All summer reading assignments are due by the end of the first week of school and will be graded by the Language Arts teacher.

Title	Author	Genre
Adam Canfield of the Slash	Michael Winerip	Fiction
Artemis Fowl	Eoin Colfer	Fantasy
Azucar	Ivar Da Coll	Biography/Multicultural
Ballet for Martha: Making Appalachian Spring	Jan Greenberg	Nonfiction
Bloomability	Sharon Creech	Fiction
Brown Girl Dreaming	Jacqueline Woodson	Nonfiction
Chasing the Falconer	Gordon Korman	Mystery
The City of Ember	Jeanne DuPrau	Fantasy
Dave the Potter: Artist, Poet, Slave	Laban Carrick Hill	Nonfiction
Emma's Poem: The voice of the Statue of Lib.	Linda Glaser	Nonfiction
The Ghost Grave	Peg Kehert	Mystery
Hatchet	Gary Paulsen	Adventure
How Tia Lola Came to Visit/Stay	Julia Alvarez	Fiction/Multicultural
Josephine: The Dazzling Life of Josephine...	Patrici Powell	Nonfiction
A Light in the Attic	Shel Silverstein	Poetry
Little House on the Prairie	Laura Ingalls Wilder	Historical Fiction
Number the Stars	Lois Lowry	Historical Fiction
Phineas L. Macguire-Erupts	F.O. Dowell	Fiction
Scat	Carl Hiaasen	Fiction/Environment
Stormbreaker (Alex Rider Series)	Anthony Horowitz	Adventure
The Streak: How Joe Demaggio Became...	Barb Rosenstock	Nonfiction
The Magician's Nephew	C.S. Lewis	Fantasy
Yo, Naomi Leon	Pam Munoz Ryan	Fiction

Option 1:
Create a map for the setting of the book. Include key locations from the story. Next to each location, write a brief annotation of what happened there. Include at least five annotations, all of which must reflect the parts of the book you found the most interesting. The theme of the map should match the themes of the book. Maps should be created on 11 x 13" poster board. Please adhere to the size. Neatness and presentation count.

Option 2:
Create a marketing poster for the book. Include an illustration, title, author, main characters, and at least five elements of the book that will get people to want to read that particular book. The five elements should reflect the parts of the book you found the most interesting. Posters should be created on 11 x 13" poster board. Please adhere to the size. Neatness and presentation count.

Option 3:
Create a newspaper front page about the book. Include at least four "stories" of events from the book as well as pictures or illustrations that reflect the parts that were most interesting to you. The newspaper should be created on 11 x 13" poster board. Please adhere to the size. Neatness and presentation count.



5th Grade Summer Math Packet



NAME _____

Name: Date: 4.OA.1

Multiplication Equations as Comparisons

Directions: Write an equation for each situation.

1. 54 is 6 times as many as 9. _____

2. 5 groups of 8 is equal to 40. _____

3. 6 groups of 7 items is the same as 42 items. _____

4. The product of 9 and 4 is 36. _____

5. 5 multiplied by 9 is 45. _____

6. 35 is 5 times as many as 7. _____

7. 6 groups of 4 is equal to 24. _____

8. 4 groups of 8 items is the same as 32 items. _____

9. The product of 10 and 12 is 120. _____

10. 7 multiplied by 7 is equal to 49. _____

©Rebecca Rojas @Create.Teach.Share

Name: Date: 4.OA.2

Word Problems with Multiplicative Comparison

Directions: For each word problem, write an equation and/or draw a picture or model. Then solve.

1. Ricky made 5 baskets in last week's basketball game. This week he made twice as many. How many baskets did Ricky make this week?

2. In this week's soccer game, Julie played 3 times the number of minutes she played in last week's game. If she played 18 minutes this week, how many minutes did she play last week?

3. In today's basketball game, Ella made 4 times the number of baskets that Kay made. If Ella made 12 baskets, how many did Kay make?

©Rebecca Rojas @Create.Teach.Share

Name: Date: 4.OA.3

Multi-Step Word Problems

Directions: For each word problem, identify which operations to use, write an equation, and/or draw a picture or model. Then solve.

1. Riley made 5 trays of cupcakes for the bake sale. Each tray had 6 vanilla cupcakes and 8 chocolate cupcakes. How many total cupcakes did Riley make for the bake sale?

2. Craig's goal was to read 40 books during the school year. He reads 14 before winter break and 11 before spring break. How many will he need to read after spring break, in order to meet his goal?

3. On Monday, Lisa played handball for 22 minutes. On Tuesday, she played twice as long. How much time did Lisa spend playing handball altogether on Monday and Tuesday?

©Rebecca Rojas @Create.Teach.Share

Name: Date: 4.OA.4

Multiples & Factors

Directions: List the first 8 multiples for each of the following.

3 _____

9 _____

10 _____

15 _____

Directions: Find all the factors for each of the following.

16 _____

20 _____

48 _____

50 _____

©Rebecca Rojas @Create.Teach.Share

Name: Date: 4.OA.5

Patterns

Directions: Create a pattern based on the rule given. Then explain what you notice about the pattern.

Start with 1 and multiply by 4.

_____

What do you notice? _____

Start with 3 and add 2.

_____

What do you notice? _____

Directions: Finish the pattern. Then explain what you notice about the pattern.

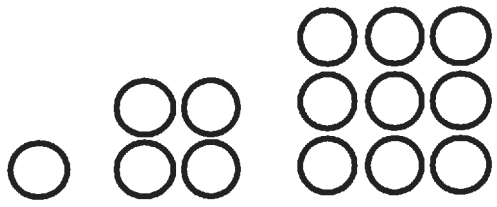

What do you notice? _____

_____

©Rebecca Rojas @Create.Teach.Share

Name: Date: 4.NBT.1

Place Value

Directions: Find the value of the number given. Then compare the different values.

What is the value of 5 in the following numbers?

34,562 125,348

Value: _____ _____

Compare the value of the 5 in these two numbers:

_____

_____

What is the value of 3 in the following numbers?

12,532 683

Value: _____ _____

Compare the value of the 3 in these two numbers:

_____

_____

©Rebecca Rojas @Create.Teach.Share

Name: Date: 4.NBT.2

Numerals, Word Form, and Expanded Form

Directions: Write each numeral in word form and expanded form.

3,789

Word Form: _____

Expanded Form: _____

20,605

Word Form: _____

Expanded Form: _____

109,230

Word Form: _____

Expanded Form: _____

324,709

Word Form: _____

Expanded Form: _____

©Rebecca Rojas @Create.Teach.Share

Name: Date: 4.NBT.2

Comparing Numbers

Directions: Use <, >, or = to compare the following sets of numbers.

8,719 ___ 7,819

125,789 ___ 125,879

36,782 ___ 37,762

671,922 ___ 617,922

5,578 ___ 5,587

23,780 ___ 27,380

219,680 ___ 219,680

32,971 ___ 39,217

5,488 ___ 4,588

374,974 ___ 374,794

4,871 ___ 4,781

344,988 ___ 344,998

51,332 ___ 51,322

1,689 ___ 1,869

©Rebecca Rojas @Create.Teach.Share

Name: Date: 4.NBT.3

Rounding

Directions: Round to the nearest place given.

Round to the nearest hundred.

23,791 _____

9,921 _____

Round to the nearest thousand.

123,689 _____

23,492 _____

Round to the nearest ten thousand.

41,867 _____

239,901 _____

©Rebecca Rojas @Create.Teach.Share

Name: Date: 4.NBT.4

Addition & Subtraction

Directions: Find the sum or difference.

$$\begin{array}{r} 32,789 \\ +\ 21,632 \\ \hline \end{array}$$

$$\begin{array}{r} 645,890 \\ +\ 238,746 \\ \hline \end{array}$$

$$\begin{array}{r} 41,566 \\ +\ 33,652 \\ \hline \end{array}$$

$$\begin{array}{r} 533,591 \\ -\ 272,408 \\ \hline \end{array}$$

$$\begin{array}{r} 93,783 \\ -\ 68,135 \\ \hline \end{array}$$

$$\begin{array}{r} 540,987 \\ -\ 348,781 \\ \hline \end{array}$$

©Rebecca Rojas @Create.Teach.Share

Name: Date: 4.NBT.5

Multiplication (By 1 Digit)

Directions: Use the strategy of your choice to find the product.

89	625	3,822
x 3	x 6	x 4

54	819	5,677
x 7	x 8	x 6

©Rebecca Rojas @Create.Teach.Share

Name: Date: 4.NBT.5

Multiplication (By 2 Digits)

Directions: Use the strategy of your choice to find the product.

92 x 43	56 x 34	78 x 41
83 x 37	46 x 28	45 x 19

©Rebecca Rojas @Create.Teach.Share

Name: Date: 4.NBT.6

Division

Directions: Use the strategy of your choice to find the quotient.

$9\overline{)789}$ $6\overline{)542}$ $5\overline{)4,293}$

$8\overline{)453}$ $5\overline{)732}$ $4\overline{)5,615}$

©Rebecca Rojas @Create.Teach.Share

Name: Date: 4.NF.1

Equivalent Fractions

Directions: Find an equivalent fraction for each of the following.

$\frac{1}{3} = \frac{__}{__}$ $\frac{1}{4} = \frac{__}{__}$ $\frac{2}{5} = \frac{__}{__}$

$\frac{5}{6} = \frac{__}{__}$ $\frac{3}{8} = \frac{__}{__}$ $\frac{5}{8} = \frac{__}{__}$

$\frac{3}{10} = \frac{__}{__}$ $\frac{8}{10} = \frac{__}{__}$ $\frac{1}{12} = \frac{__}{__}$

©Rebecca Rojas @Create.Teach.Share

Name: Date: 4.NF.2

Comparing Fractions

Directions: Use <, >, = to compare.

$\frac{1}{3}$ ___ $\frac{2}{5}$ $\frac{1}{2}$ ___ $\frac{1}{3}$ $\frac{1}{4}$ ___ $\frac{2}{5}$

$\frac{2}{3}$ ___ $\frac{3}{4}$ $\frac{2}{5}$ ___ $\frac{4}{10}$ $\frac{1}{3}$ ___ $\frac{2}{6}$

$\frac{3}{6}$ ___ $\frac{2}{3}$ $\frac{1}{3}$ ___ $\frac{1}{10}$ $\frac{3}{8}$ ___ $\frac{3}{5}$

©Rebecca Rojas @Create.Teach.Share

Name: Date: 4.NF.3

Adding & Subtracting Fractions

Directions: Find the sum or difference.

$\frac{1}{4} + \frac{2}{4} =$ ____ $\frac{1}{3} + \frac{1}{3} =$ ____

$\frac{2}{5} + \frac{1}{5} =$ ____ $\frac{3}{6} + \frac{1}{6} =$ ____

$\frac{3}{8} - \frac{1}{8} =$ ____ $\frac{7}{10} - \frac{1}{10} =$ ____

$\frac{5}{12} - \frac{2}{12} =$ ____ $\frac{3}{12} - \frac{1}{12} =$ ____

©Rebecca Rojas @Create.Teach.Share

Name: Date: 4.NF.3

Adding & Subtracting Mixed Numbers

Directions: Find the sum or difference.

$3\frac{1}{4} + 2\frac{2}{4} = ___$

$2\frac{1}{3} + 1\frac{1}{3} = ___$

$4\frac{1}{5} + 2\frac{1}{5} = ___$

$2\frac{2}{5} + 2\frac{3}{5} = ___$

$3\frac{2}{6} - 1\frac{1}{6} = ___$

$5\frac{3}{6} - 1\frac{1}{6} = ___$

$3\frac{3}{8} - 2\frac{1}{8} = ___$

$2\frac{3}{4} - 1\frac{1}{4} = ___$

©Rebecca Rojas @Create.Teach.Share

Name: Date: 4.NF.3

Word Problems: Adding & Subtracting Fractions

Directions: For each word problem, write an equation and/or draw a picture or model. Then solve.

1. Daisy has read $\frac{1}{8}$ of the books in her classroom's library. If she reads another $\frac{1}{8}$ of the books in the first month of school, what fraction of books will she have read?

2. Jackson brought cookies to school to share with his friends. By recess time, $\frac{3}{5}$ of the cookies were left. After recess, another $\frac{1}{5}$ of the cookies were eaten. What fraction of cookies did they have left to enjoy after lunch?

3. Before lunch Luke put together $\frac{3}{10}$ of a puzzle. After lunch he put together another $\frac{4}{10}$ of the puzzle. How much of the puzzle has he completed?

©Rebecca Rojas @Create.Teach.Share

Name: Date: 4.NF.5

Fractions: Denominators of 10 & 100

Directions: Find an equivalent fraction. Then find the sum.

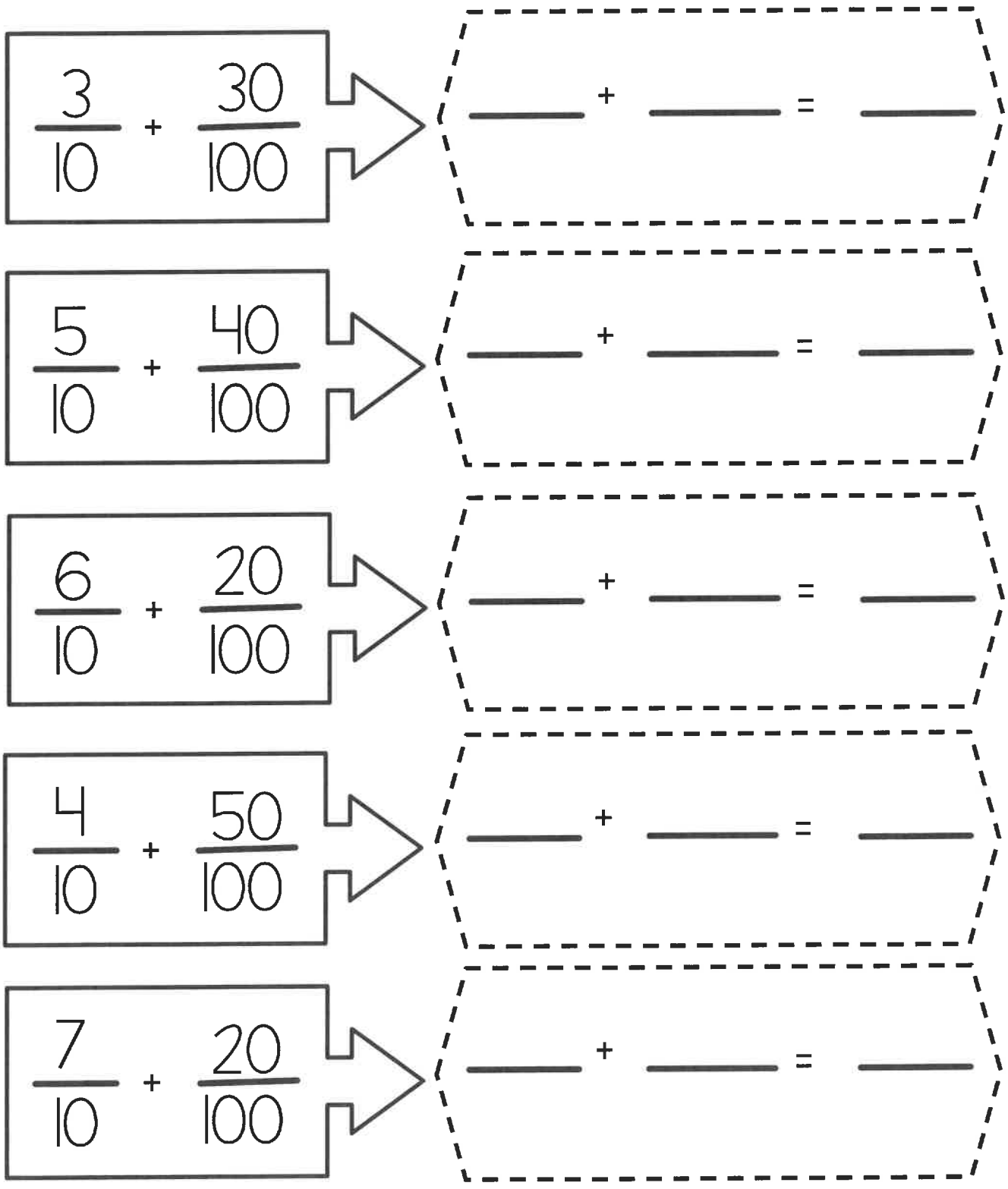

Name: Date: 4.MD.3

Word Problems: Area & Perimeter

Directions: For each word problem, write an equation and draw a picture to solve.

Bella needs to buy a custom frame for her artwork. The length of the picture she painted is 12 inches and the width is 9 inches. How many square inches of glass will she need?

Picture:

Equation: _____

Solution: _____

The area of Caleb's garden is 120 square feet. If the length of his garden is 10 feet, what is the width of his garden?

Picture:

Equation: _____

Solution: _____

Julia is putting up a fence around her garden. How much fencing will she need if the length of the fence is 8 feet and the width is 12 feet?

Picture:

Equation: _____

Solution: _____

Steven bought a new rug for his bedroom. The perimeter of the rug is 30 feet and the length is 8 feet. What is the width of his new rug?

Picture:

Equation: _____

Solution: _____

©Rebecca Rojas @Create.Teach.Share

Name: Date: 4.MD.4

Line Plots

The students in Mrs. Vogel's class measured the lengths of their hands to the nearest ½ inch. Use the tally chart to complete the line plot. Then answer the questions that follow.



Length of Hands	Number of Students
4	IIII
4½	~~IIII~~
5	~~IIII~~ I
5½	III

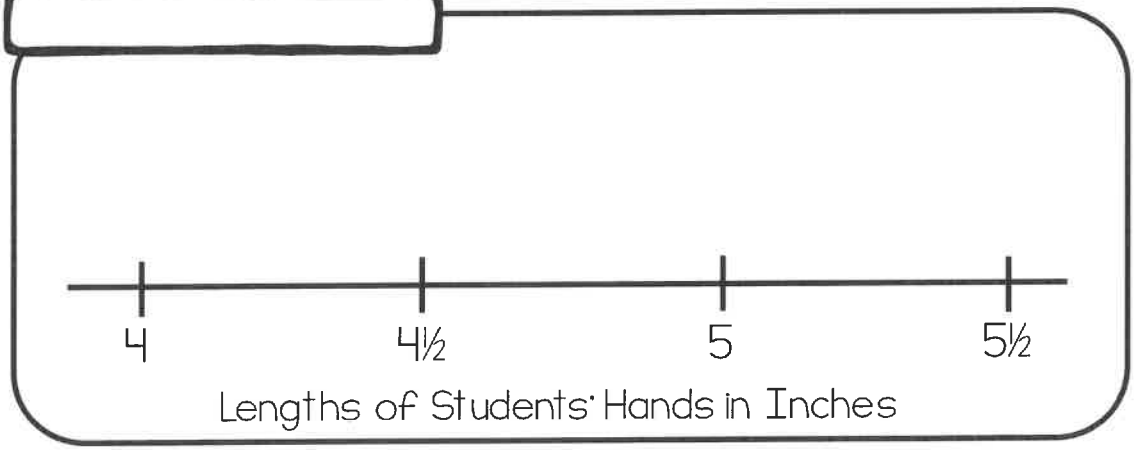

Lengths of Students' Hands in Inches

What is the difference in the length of the longest hands and the shortest?

Mikey's hand is 4½ inches long. How much shorter is his hand than the students with the longest hands?

©Rebecca Rojas @Create.Teach.Share

Name: Date: 4.MD.5

Understanding Angles

Directions: Find the measure of each angle.

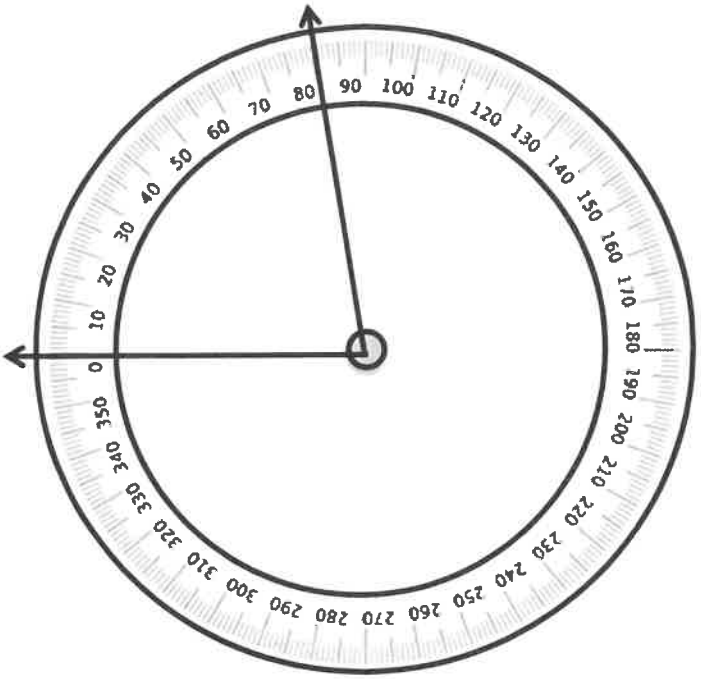

Angle Measure: ____

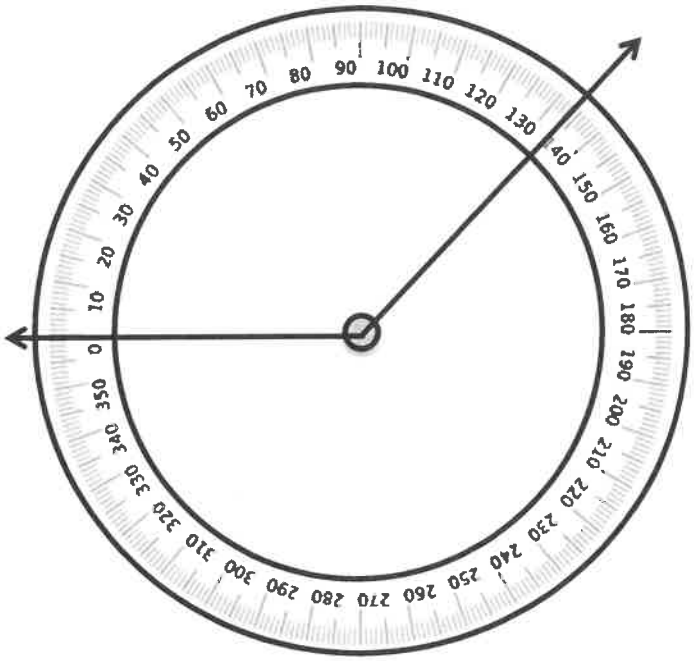

Angle Measure: ____

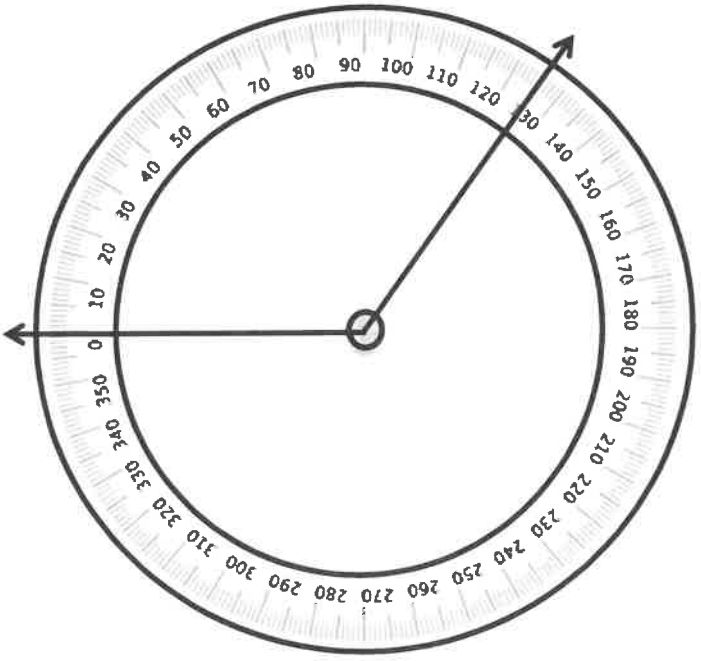

Angle Measure: ____

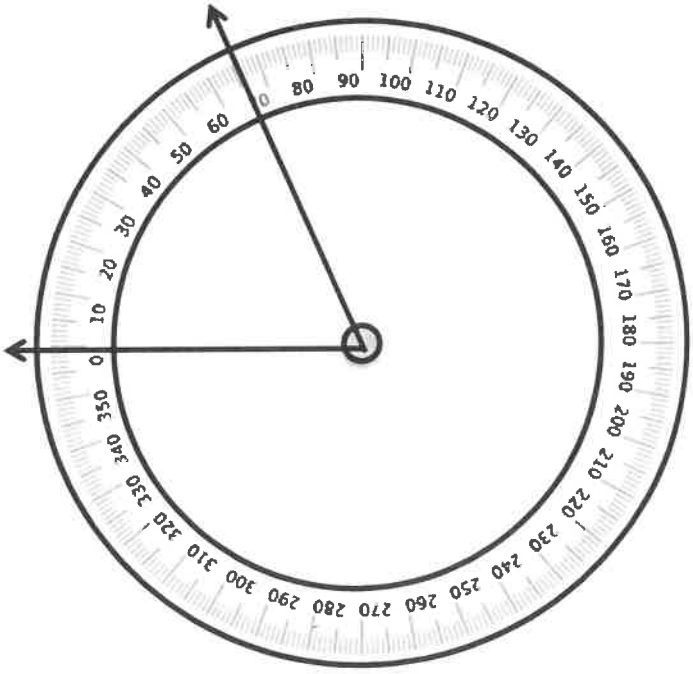

Angle Measure: ____

©Rebecca Rojas @Create.Teach.Share

Name: Date: 4.G.3

Lines of Symmetry

Directions: Decide whether each shape is line symmetric. If so, draw all the lines of symmetry for each.



Line Symmetric? _____

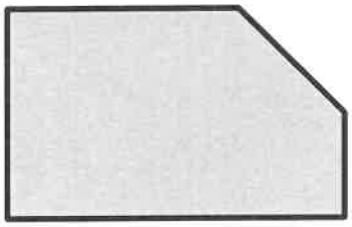

Line Symmetric? _____



Line Symmetric? _____

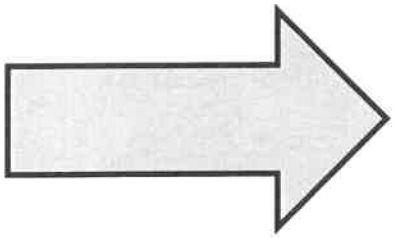

Line Symmetric? _____



Line Symmetric? _____

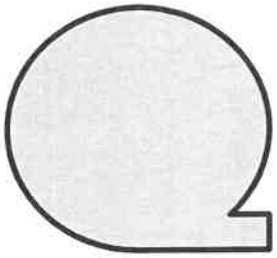

Line Symmetric? _____

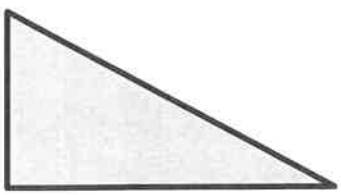

Line Symmetric? _____



Line Symmetric? _____

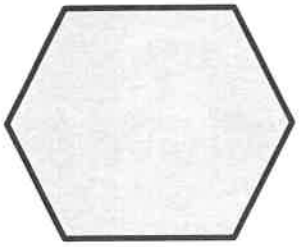

Line Symmetric? _____

©Rebecca Rojas @Create.Teach.Share